

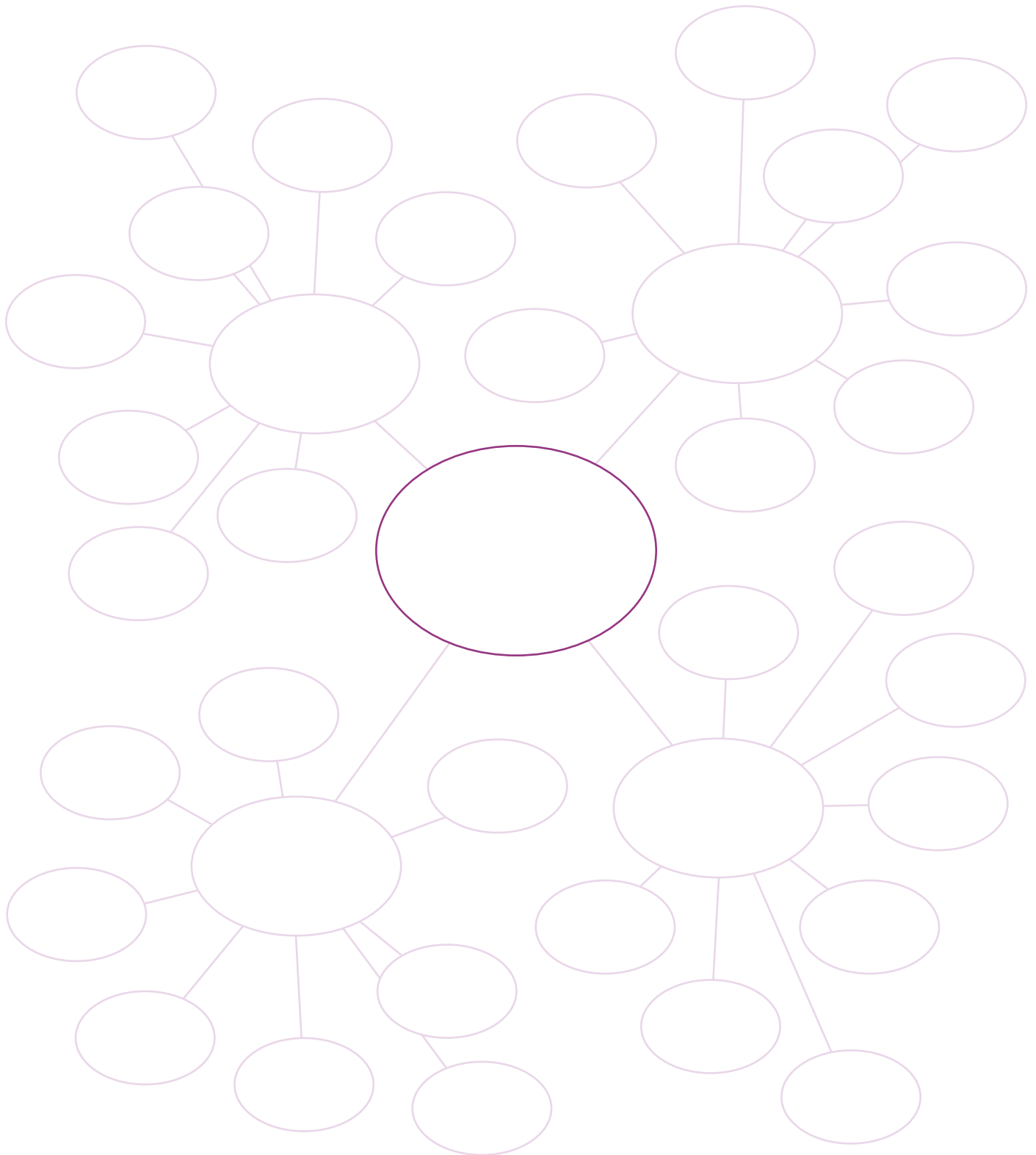
HOW TO TURN AN IDEA INTO A STORY

workbook



BRAINSTORM LIKE MAD

*Turn one idea into many with a mind map.
Write what you know in the middle circle and then free associate.*



Pro Tip: When you land on a key discovery, start a new mind map with that idea at the center!

DO YOUR RESEARCH

*Get your creative juices flowing by diving more into the world of your story.
Pick key elements of your idea to learn more about.*

TOPIC

NOTES

SOURCES

TOPIC

NOTES


SOURCES

Pro Tip: Don't get lost in the research rabbit hole! Know when to climb out and start writing.

MEET YOUR CHARACTERS

*Spend a little time thinking about the people or creatures who will populate your story.
Pay special attention to your protagonist, the primary driving force.*

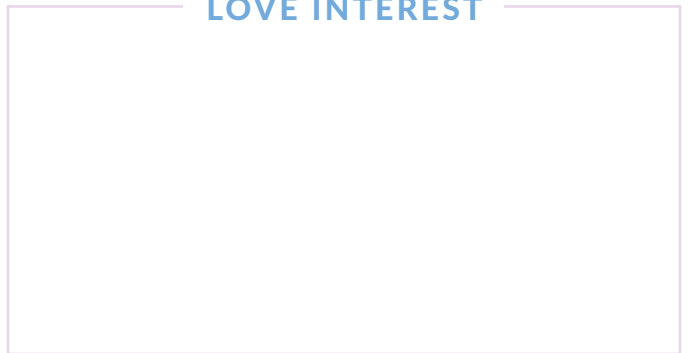
PROTAGONIST



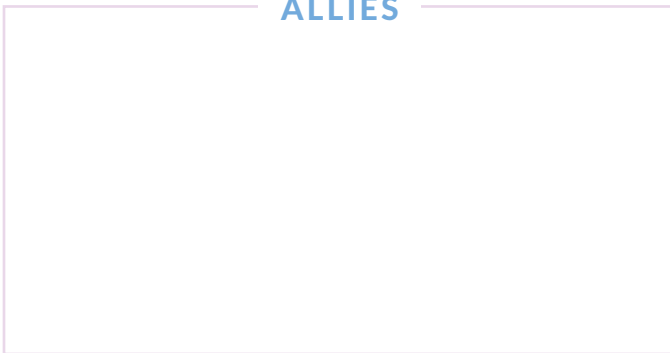
ANTAGONIST




LOVE INTEREST




ALLIES



ENEMIES



OTHERS



Pro Tip: Some characters might play two parts. Like a love interest can also be an antagonist.

PONDER YOUR PLOT

*While there is no foolproof formula, every story has certain essential elements.
Think about what events might happen in your plot.*

ORDINARY WORLD

WHAT IS THE WORLD LIKE WHEN YOUR STORY BEGINS?

INCITING INCIDENT

WHAT MAKES THINGS IN YOUR STORY START TO CHANGE?

OBSTACLES + REVERSALS

WHAT THINGS CAN GO WRONG OR CHANGE COMPLETELY?

FINAL BATTLE

HOW DOES YOUR CHARACTER FINALLY WIN (OR LOSE) EVERYTHING?

NEW NORMAL

HOW HAS THE WORLD IN YOUR STORY CHANGED?

Pro Tip: Even if you pre-plot your whole story, stay open to surprise twists and turns as you write.

